

EE3301 ELECTROMAGNETIC FIELDS

Magnetostatics

Electromagnetic Force

The electromagnetic force is given by *Lorentz Force Equation* (After Dutch physicist Hendrik Antoon Lorentz (1853 – 1928))

$$\mathbf{F} = q(\mathbf{E} + \mathbf{u} \times \mathbf{B})$$

The Lorentz force equation is quite useful in determining the paths charged particles will take as they move through electric and magnetic fields. If we also know the particle mass, m , the force is related to acceleration by the equation

$$\mathbf{F} = m\mathbf{a}.$$

The first term in the Lorentz Force Equation represents the electric force \mathbf{F}_e acting on a charge q within an electric field is given by.

$$\mathbf{F}_e = q\mathbf{E}$$

The electric force is in the direction of the electric field.

Magnetic Force

The second term in the Lorentz Force Equation represents magnetic force \mathbf{F}_m (N) on a moving charge q (C) is given by

$$\mathbf{F}_m = q \mathbf{u} \times \mathbf{B}$$

where the velocity of the charge is \mathbf{u} (m/sec) within a field of magnetic flux density \mathbf{B} (Wb/m²). The units are confirmed by using the equivalences Wb=(V)(sec) and J=(N)(m)=(C)(V).

The magnetic force is at right angles to the magnetic field.

The magnetic force requires that the charged particle be in motion.

It should be noted that since the magnetic force acts in a direction normal to the particle velocity, the acceleration is normal to the velocity and the magnitude of the velocity vector is unaffected.

Since the magnetic force is at right angles to the magnetic field, the work done by the magnetic field is given by

$$W = \int \mathbf{F} \cdot d\mathbf{L} = \int F dL \cos 90^\circ = 0$$

Magnetic Force

D3.10: At a particular instant in time, in a region of space where $\mathbf{E} = 0$ and $\mathbf{B} = 3\mathbf{a}_y$ Wb/m², a 2 kg particle of charge 1 C moves with velocity $2\mathbf{a}_x$ m/sec. What is the particle's acceleration due to the magnetic field?

Given: $q = 1$ nC, $m = 2$ kg, $\mathbf{u} = 2 \mathbf{a}_x$ (m/sec), $\mathbf{E} = 0$, $\mathbf{B} = 3 \mathbf{a}_y$ Wb/m².

Newton's Second Law

$$\mathbf{F} = m\mathbf{a}$$

Lorentz Force Equation

$$\mathbf{F} = q(\mathbf{E} + \mathbf{u} \times \mathbf{B}) = q(\mathbf{u} \times \mathbf{B})$$



Equating

$$\mathbf{a} = \frac{q}{m} \mathbf{u} \times \mathbf{B} = \frac{1}{2} 2\mathbf{a}_x \times 3\mathbf{a}_y = 3\mathbf{a}_z \frac{m}{\text{sec}^2}$$

To calculate the units: $\frac{C}{kg} \frac{m}{\text{sec}} \frac{Wb}{m^2} * \left(\frac{kg}{N} \frac{m}{\text{sec}^2} \right) \left(\frac{N}{J} \frac{m}{\text{sec}^2} \right) \left(\frac{J}{C V} \right) \left(\frac{V}{Wb} \frac{\text{sec}}{\text{sec}^2} \right) = \frac{m}{\text{sec}^2}$

P3.33: A 10. nC charge with velocity 100. m/sec in the z direction enters a region where the electric field intensity is 800. V/m \mathbf{a}_x and the magnetic flux density 12.0 Wb/m² \mathbf{a}_y . Determine the force vector acting on the charge.

Given: $q = 10$ nC, $\mathbf{u} = 100 \mathbf{a}_z$ (m/sec), $\mathbf{E} = 800 \mathbf{a}_x$ V/m, $\mathbf{B} = 12.0 \mathbf{a}_y$ Wb/m².

$$\mathbf{F} = q(\mathbf{E} + \mathbf{u} \times \mathbf{B}) = 10 \times 10^{-9} C \left(800 \frac{V}{m} \mathbf{a}_x + 100 \frac{m}{s} \mathbf{a}_z \times 12 \frac{Wb}{m^2} \mathbf{a}_y \right) = -4 \mu N \mathbf{a}_x$$

Magnetic Force on a current Element

Consider a line conducting current in the presence of a magnetic field. We wish to find the resulting force on the line. We can look at a small, differential segment dQ of charge moving with velocity \mathbf{u} , and can calculate the differential force on this charge from

$$d\mathbf{F} = dQ \mathbf{u} \times \mathbf{B}$$

The velocity can also be written

$$\mathbf{u} = \frac{d\mathbf{L}}{dt}$$

Therefore

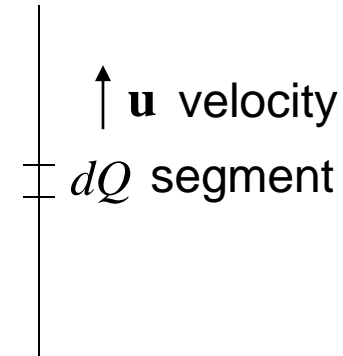
$$d\mathbf{F} = \frac{dQ}{dt} d\mathbf{L} \times \mathbf{B}$$

Now, since dQ/dt (in C/sec) corresponds to the current I in the line, we have

$$d\mathbf{F} = I d\mathbf{L} \times \mathbf{B} \quad (\text{often referred to as the } \textit{motor equation})$$

We can use to find the force from a collection of current elements, using the integral

$$\boxed{\mathbf{F}_{12} = \int I_2 d\mathbf{L}_2 \times \mathbf{B}_1}.$$



Magnetic Force – An infinite current Element

Let's consider a line of current I in the $+\mathbf{a}_z$ direction on the z -axis. For current element $I d\mathbf{L}_a$, we have

$$I d\mathbf{L}_a = I dz \mathbf{a}_z.$$

$$d\mathbf{F}_{12} = I_2 d\mathbf{L}_2 \times \mathbf{B}_1.$$

The magnetic flux density \mathbf{B}_1 for an infinite length line of current is

$$\mathbf{H}_1 = \frac{I_1}{2\pi\rho} \mathbf{a}_\phi \quad \xrightarrow{\mathbf{B}_1 = \mu_o \mathbf{H}_1} \quad \mathbf{B}_1 = \frac{\mu_o I_1}{2\pi\rho} \mathbf{a}_\phi$$



We know this element produces magnetic field, but the field cannot exert magnetic force on the element producing it. As an analogy, consider that the electric field of a point charge can exert no electric force on itself.

What about the field from a second current element $I d\mathbf{L}_b$ on this line?

From Biot-Savart's Law, we see that the cross product in this particular case will be zero, since $I d\mathbf{L}$ and \mathbf{a}_R will be in the same direction. So, we can say that a straight line of current exerts no magnetic force on itself.

Magnetic Force – Two current Elements

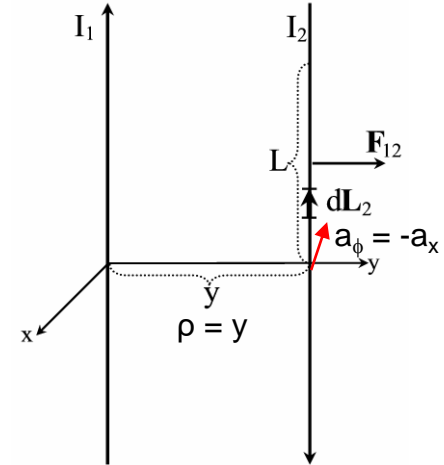
Now let us consider a second line of current parallel to the first.

The force $d\mathbf{F}_{12}$ from the magnetic field of line 1 acting on a differential section of line 2 is

$$d\mathbf{F}_{12} = I_2 d\mathbf{L}_2 \times \mathbf{B}_1$$

The magnetic flux density \mathbf{B}_1 for an infinite length line of current is recalled from equation to be

$$\mathbf{B}_1 = \frac{\mu_o I_1}{2\pi\rho} \mathbf{a}_\phi$$



By inspection of the figure we see that $\rho = y$ and $\mathbf{a}_\phi = -\mathbf{a}_x$. Inserting this in the above equation and considering that $d\mathbf{L}_2 = dz\mathbf{a}_z$, we have

$$\mathbf{F}_{12} = \int I_2 d\mathbf{L}_2 \times \mathbf{B}_1 = \int I_2 dz \mathbf{a}_z \times \frac{\mu_o I_1}{2\pi\rho} \mathbf{a}_\phi = \int I_2 dz \mathbf{a}_z \times \frac{\mu_o I_1}{2\pi\rho} (-\mathbf{a}_x)$$

$$\mathbf{F}_{12} = \frac{\mu_o I_1 I_2}{2\pi y} (-\mathbf{a}_y) \int dz$$

Magnetic Force on a current Element

To find the total force on a length L of line 2 from the field of line 1, we must integrate $d\mathbf{F}_{12}$ from $+L$ to 0 . We are integrating in this direction to account for the direction of the current.

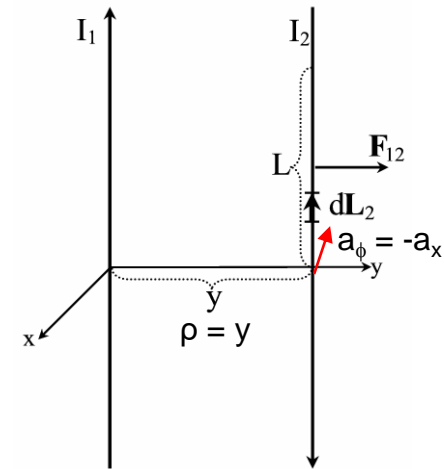
$$\begin{aligned}\mathbf{F}_{12} &= \frac{\mu_o I_1 I_2}{2\pi y} (-\mathbf{a}_y) \int_L^0 dz \\ &= \frac{\mu_o I_1 I_2 L}{2\pi y} \mathbf{a}_y\end{aligned}$$

This gives us a repulsive force.

Had we instead been seeking \mathbf{F}_{21} , the magnetic force acting on line 1 from the field of line 2, we would have found $\mathbf{F}_{21} = -\mathbf{F}_{12}$.

Conclusion:

- 1) Two parallel lines with current in opposite directions experience a force of repulsion.
- 2) For a pair of parallel lines with current in the same direction, a force of attraction would result.



Magnetic Force on a current Element

In the more general case where the two lines are not parallel, or not straight, we could use the Law of Biot-Savart to find \mathbf{B}_1 and arrive at

$$\mathbf{F}_{12} = \frac{\mu_o}{4\pi} I_2 I_1 \oint \oint \frac{d\mathbf{L}_2 \times (d\mathbf{L}_1 \times \mathbf{a}_{12})}{R_{12}^2}$$

This equation is known as *Ampere's Law of Force* between a pair of current carrying circuits and is analogous to Coulomb's law of force between a pair of charges.

Magnetic Force

D3.11: A pair of parallel infinite length lines each carry current $I = 2\text{A}$ in the same direction. Determine the magnitude of the force per unit length between the two lines if their separation distance is (a) 10 cm, (b) 100 cm. Is the force repulsive or attractive? (Ans: (a) 8 mN/m, (b) 0.8 mN/m, attractive)

Magnetic force between two current elements
when current flow is in the same direction

$$\mathbf{F}_{12} = -\frac{\mu_o I_1 I_2 L}{2\pi y} \mathbf{a}_y$$

Magnetic force per unit length

$$\frac{\mathbf{F}_{12}}{L} = -\frac{\mu_o I_1 I_2}{2\pi y} \mathbf{a}_y$$

Case (a) $y = 10 \text{ cm}$

$$\frac{\mathbf{F}_{12}}{L} = -\frac{(4\pi \times 10^{-7})(2)(2)}{2\pi(10 \times 10^{-2})} \mathbf{a}_y = 8 \mu\text{N/m}$$

Case (a) $y = 10 \text{ cm}$

$$\frac{\mathbf{F}_{12}}{L} = -\frac{(4\pi \times 10^{-7})(2)(2)}{2\pi(100 \times 10^{-2})} \mathbf{a}_y = 0.8 \mu\text{N/m}$$

Magnetic Materials and Boundary Conditions

Magnetic Materials

We know that current through a coil of wire will produce a magnetic field akin to that of a bar magnet.

We also know that we can greatly enhance the field by wrapping the wire around an iron core. The iron is considered a *magnetic material* since it can influence, in this case amplify, the magnetic field.

The degree to which a material can influence the magnetic field is given by its *relative permeability*, μ_r , analogous to *relative permittivity* ϵ_r for dielectrics.

In free space (a vacuum), $\mu_r = 1$ and there is no effect on the field.

Relative permeabilities for a variety of materials.

	Material	μ_r
Diamagnetic	bismuth	0.99983
	gold	0.99986
	silver	0.99998
	copper	0.999991
	water	0.999991
Paramagnetic	air	1.0000004
	aluminum	1.00002
	platinum	1.0003
Ferromagnetic (nonlinear)	cobalt	250
	nickel	600
	iron (99.8% pure)	5000
	iron (99.96% pure)	280,000
	Mo/Ni superalloy	1,000,000

Magnetic Flux Density

In the presence of an external magnetic field, a magnetic material gets magnetized (similar to an iron core). This property is referred to as magnetization **M** defined as

$$\mathbf{M} = \chi_m \mathbf{H}$$

where χ_m (“chi”) is the material’s *magnetic susceptibility*.

The total magnetic flux density inside the magnetic material including the effect of magnetization **M** in the presence of an external magnetic field **H** can be written as

$$\mathbf{B} = \mu_o \mathbf{H} + \mu_o \mathbf{M}$$

Substituting $\mathbf{M} = \chi_m \mathbf{H}$

$$\mathbf{B} = \mu_o (1 + \chi_m) \mathbf{H} = \mu_o \mu_r \mathbf{H} = \mu \mathbf{H}$$

Where $\mu_r = 1 + \chi_m$

where μ is the material’s permeability, related to free space permittivity by the factor μ_r , called the *relative permeability*.

Magnetostatic Boundary Conditions

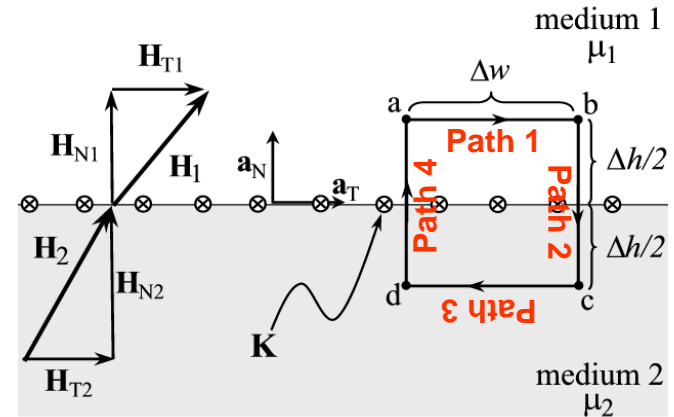
Will use Ampere's circuital law and Gauss's law to derive normal and tangential boundary conditions for magnetostatics.

Ampere's circuit law:

$$\oint \mathbf{H} \cdot d\mathbf{L} = I_{enc}$$

The current enclosed by the path is

$$I_{enc} = \int K dW = K \Delta w.$$



We can break up the circulation of \mathbf{H} into four integrals:

$$\oint \mathbf{H} \cdot d\mathbf{L} = \int_a^b + \int_b^c + \int_c^d + \int_d^a (\mathbf{H} \cdot d\mathbf{L}) = K \Delta w.$$

Path 1:
$$\int_a^b \mathbf{H} \cdot d\mathbf{L} = \int_0^{\Delta w} H_{T1} \mathbf{a}_T \cdot d\mathbf{L} \mathbf{a}_T = H_{T1} \Delta w.$$

Path 2:
$$\int_b^c \mathbf{H} \cdot d\mathbf{L} = \int_{\Delta h/2}^0 H_{N1} \mathbf{a}_N \cdot d\mathbf{L} \mathbf{a}_N + \int_0^{-\Delta h/2} H_{N2} \mathbf{a}_N \cdot d\mathbf{L} \mathbf{a}_N = -(H_{N1} + H_{N2}) \frac{\Delta h}{2}$$

Magnetostatic Boundary Conditions

Path 3:
$$\int_c^d \mathbf{H} \cdot d\mathbf{L} = \int_{\Delta w}^0 H_{T2} \mathbf{a}_T \cdot d\mathbf{L} \mathbf{a}_T = -H_{T2} \Delta w.$$

Path 4:
$$\int_d^a \mathbf{H} \cdot d\mathbf{L} = \int_{-\Delta h/2}^0 H_{N2} \mathbf{a}_N \cdot d\mathbf{L} \mathbf{a}_N + \int_0^{\Delta h/2} H_{N1} \mathbf{a}_N \cdot d\mathbf{L} \mathbf{a}_N = (H_{N1} + H_{N2}) \frac{\Delta h}{2}$$

Now combining our results (i.e., Path 1 + Path 2 + Path 3 + Path 4), we obtain

$$\text{ACL: } \oint \mathbf{H} \cdot d\mathbf{L} = I_{enc}$$

$$\oint \mathbf{H} \cdot d\mathbf{L} = (H_{T1} - H_{T2}) \Delta w \quad \longleftrightarrow \quad I_{enc} = \int K dW = K \Delta w$$

↓ Equating

Tangential BC:
$$\boxed{H_{T1} - H_{T2} = K}$$

A more general expression for the first magnetostatic boundary condition can be written as

$$\boxed{\mathbf{a}_{21} \times (\mathbf{H}_1 - \mathbf{H}_2) = \mathbf{K}}$$

where \mathbf{a}_{21} is a unit vector normal going from media 2 to media 1.

Magnetostatic Boundary Conditions

Special Case: If the surface current density $K = 0$, we get

$$H_{T1} - H_{T2} = K \xrightarrow{\text{If } K = 0} H_{T1} = H_{T2}$$

The tangential magnetic field intensity is continuous across the boundary when the surface current density is zero.

Important Note:

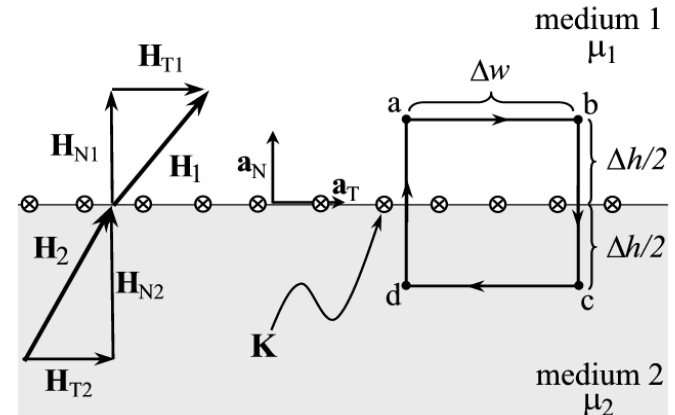
$$\text{We know that } \mathbf{B} = \mu_o \mu_r \mathbf{H} \text{ (or) } \mathbf{H} = \frac{\mathbf{B}}{\mu_o \mu_r}$$

Using the above relation, we obtain

$$H_{T1} = H_{T2} \xrightarrow{\quad} \frac{B_{T1}}{\mu_o \mu_1} = \frac{B_{T2}}{\mu_o \mu_2}$$

Therefore, we can say that $B_{T1} \neq B_{T2}$

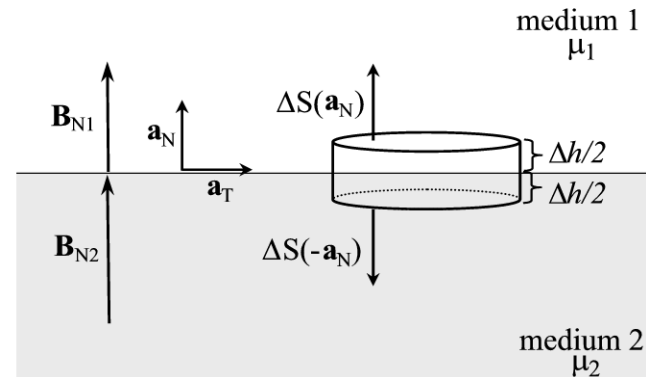
The tangential component of the magnetic flux density B is not continuous across the boundary.



Magnetostatic Boundary Conditions

Gauss's Law for Magnetostatic fields:

$$\oint \mathbf{B} \cdot d\mathbf{S} = 0$$



To find the second boundary condition, we center a Gaussian pillbox across the interface as shown in Figure.

We can shrink Δh such that the flux out of the side of the pillbox is negligible. Then we have

$$\begin{aligned} \oint \mathbf{B} \cdot d\mathbf{S} &= \int B_{N1} \mathbf{a}_N \cdot dS \mathbf{a}_N + \int B_{N2} \mathbf{a}_N \cdot dS (-\mathbf{a}_N) \\ &= (B_{N1} - B_{N2}) \Delta S = 0. \end{aligned}$$

Normal BC:

$$\boxed{B_{N1} = B_{N2}}.$$

Magnetostatic Boundary Conditions

Normal BC:

$$B_{N1} = B_{N2}$$

Thus, we see that the normal component of the magnetic flux density must be continuous across the boundary.

Important Note:

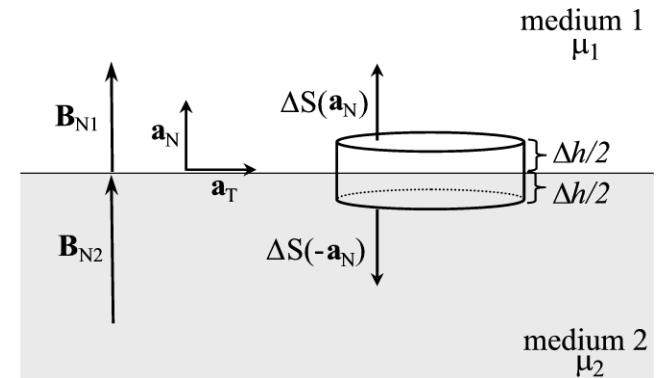
We know that $\mathbf{B} = \mu_o \mu_r \mathbf{H}$

Using the above relation, we obtain

$$B_{N1} = B_{N2} \longrightarrow \mu_o \mu_1 H_{N1} = \mu_o \mu_2 H_{N2}$$

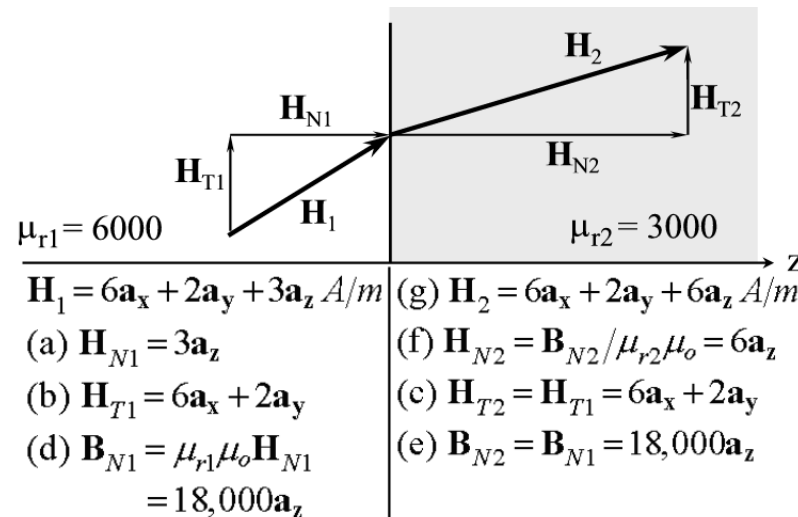
Therefore, we can say that $H_{N1} \neq H_{N2}$

The normal component of the magnetic field intensity is not continuous across the boundary (but the magnetic flux density is continuous).



Magnetostatic Boundary Conditions

Example 3.11: The magnetic field intensity is given as $\mathbf{H}_1 = 6\mathbf{a}_x + 2\mathbf{a}_y + 3\mathbf{a}_z$ (A/m) in a medium with $\mu_{r1} = 6000$ that exists for $z < 0$. We want to find \mathbf{H}_2 in a medium with $\mu_{r2} = 3000$ for $z > 0$.



Step (a) and (b): The first step is to break \mathbf{H}_1 into its normal component (a) and its tangential component (b).

Step (c): With no current at the interface, the tangential component is the same on both sides of the boundary.

Step (d): Next, we find \mathbf{B}_{N1} by multiplying \mathbf{H}_{N1} by the permeability in medium 1.

Step (e): This normal component \mathbf{B} is the same on both sides of the boundary.

Step (f): Then we can find \mathbf{H}_{N2} by dividing \mathbf{B}_{N2} by the permeability of medium 2.

Step (g): The last step is to sum the fields .

Thank You